



Pedigree and Relatedness



Saleh Wehelie

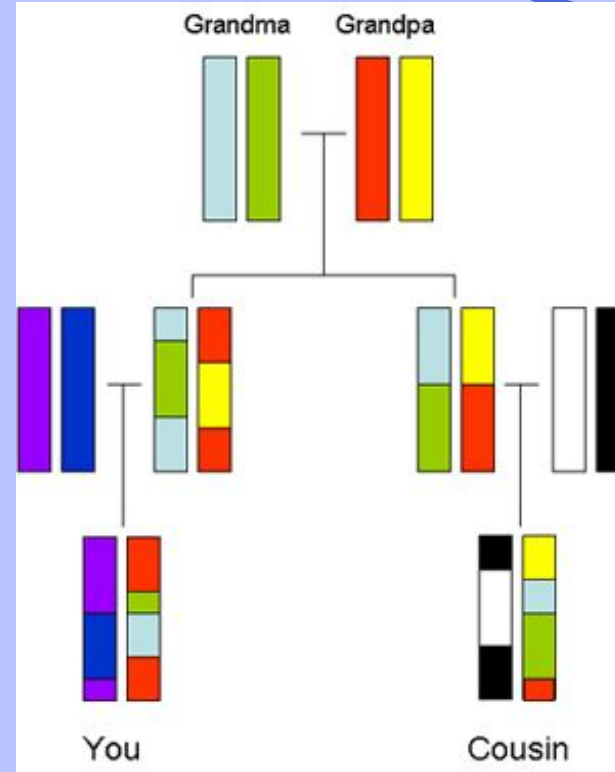


SPA
DRP



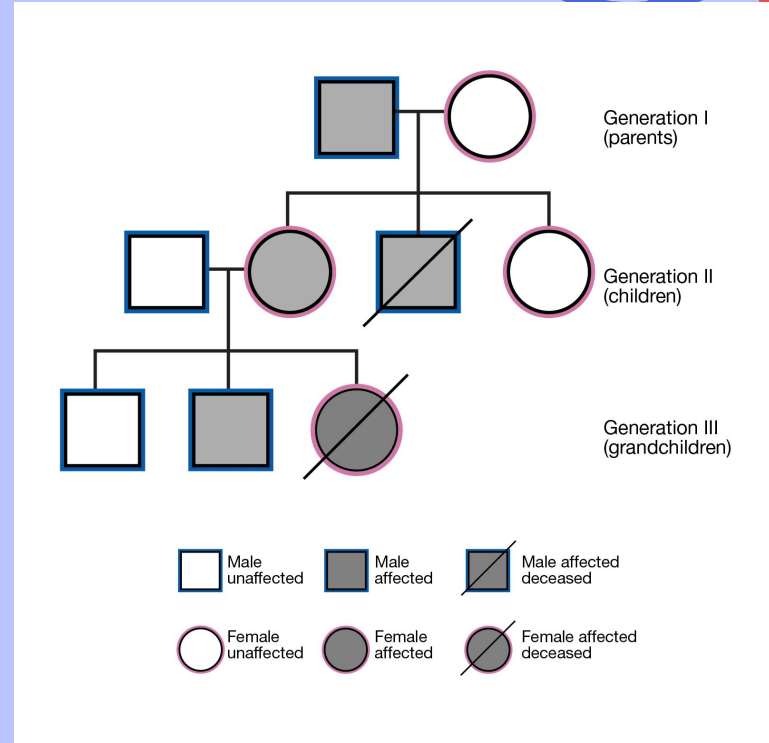
Meiosis

- Meiosis is a special type of cell division of germs cells in sexually-reproducing organisms that is used to produce gametes.
- DNA is passed down in blocks, forming a mosaic pattern with a tree like structure.



Pedigree (family tree)

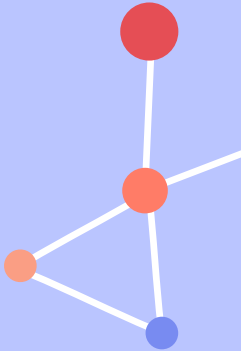
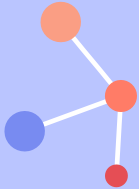
- Recorded descent of an ancestral line.
- How individuals are related to each other.
- Special type of graph (nodes connected by edges)



Path Counting Formula

$$\psi(B,C) = \sum_A \sum_{P(A)} (1 + f_A) (1/2)^{n(P(A))+1}$$

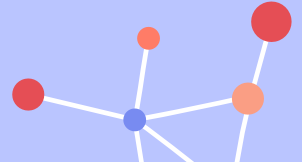
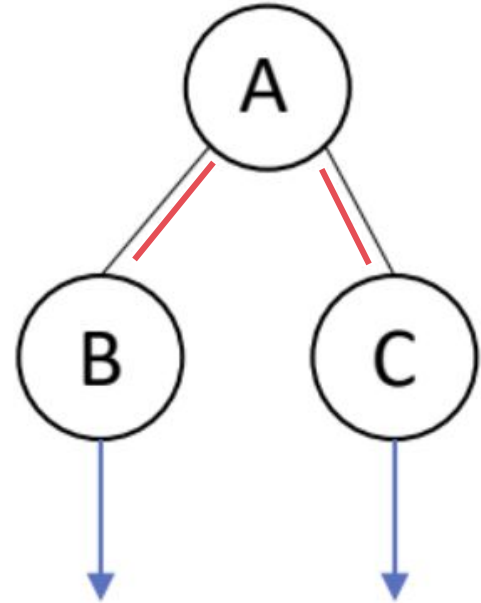
- \sum_A - summation over all common ancestors
- $\sum_{P(A)}$ - summation over paths through ancestor A
- f_A - inbreeding coefficient
- $n()$ - edges in path



Half-Siblings

- $\sum_A = 1$
- $\sum_{P(A)} = 1$
- $f_A = 0$
- $n = 2$

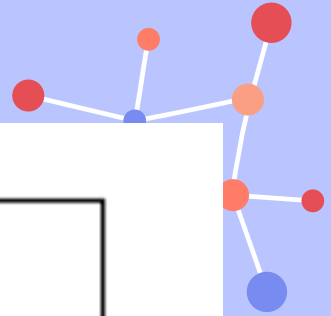
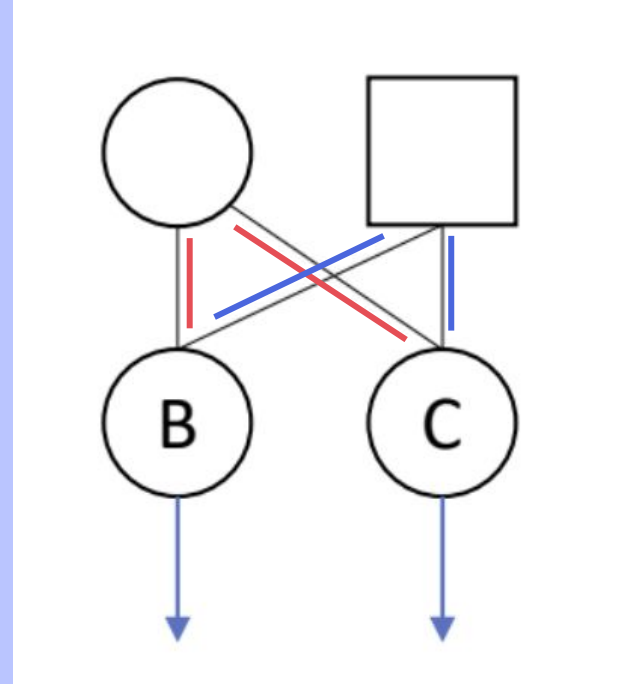
$$\Psi = (1/2)^{2+1} = 1/8$$



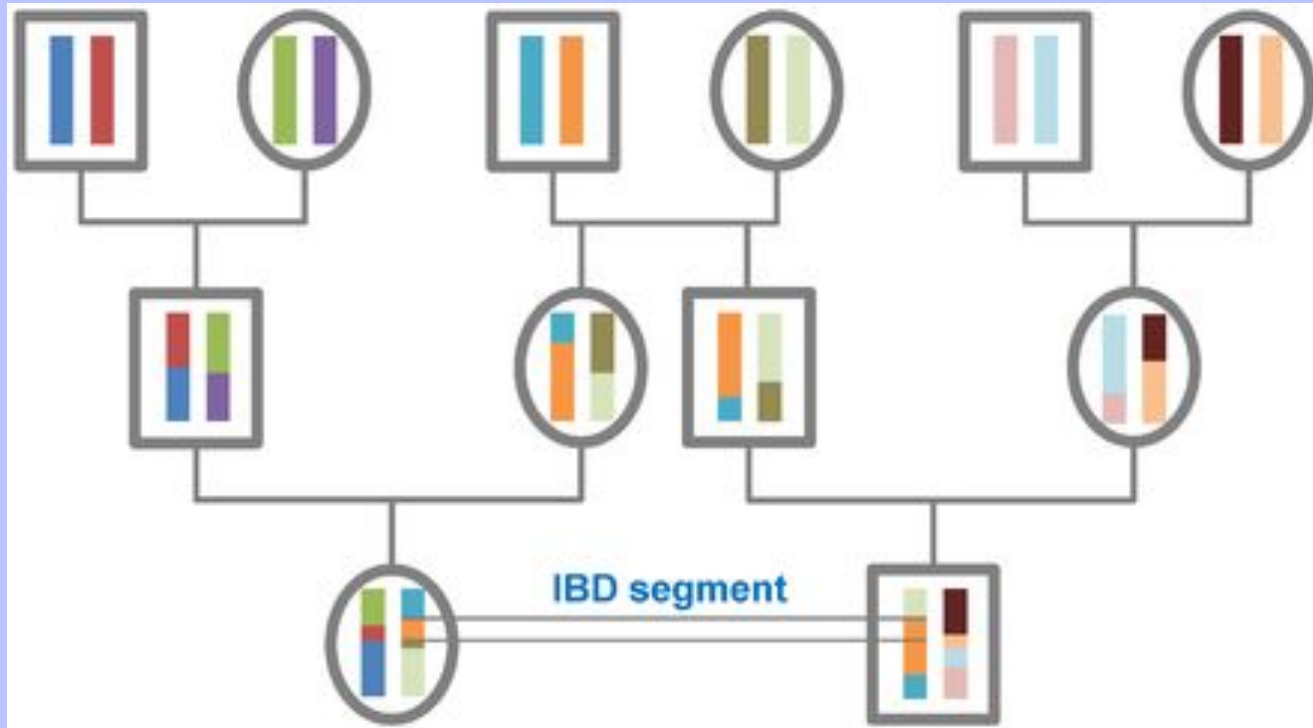
Full-Siblings

- $\sum_A = 2$
- $\sum_{P(A)} = 1$
- $f_A = 0$
- $n = 2$

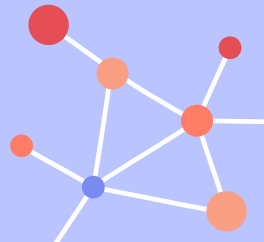
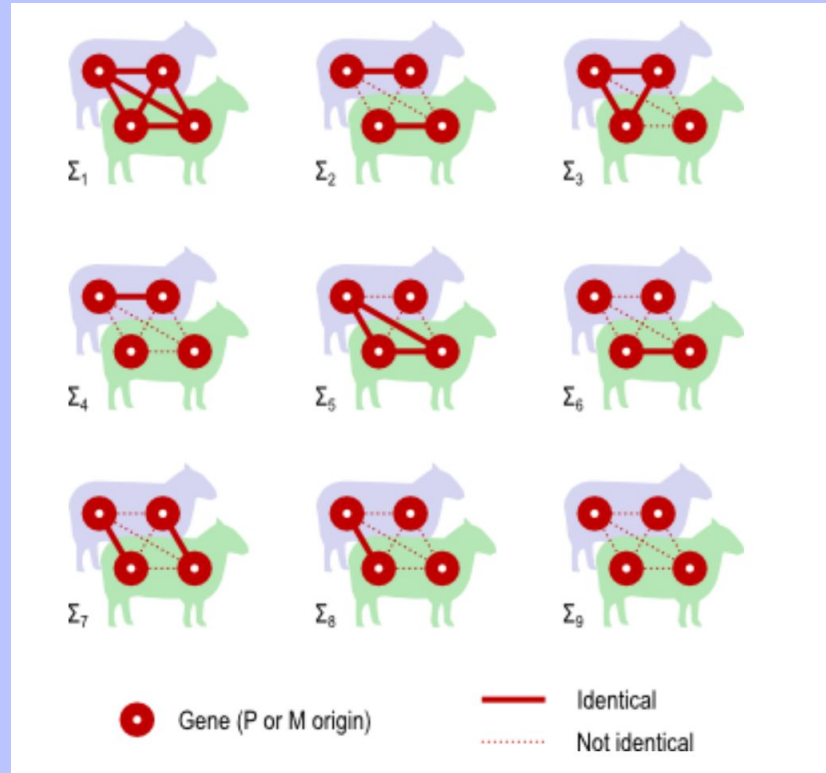
$$\Psi = 2(1/2)^{2+1} = 1/4$$



Identity by Descent

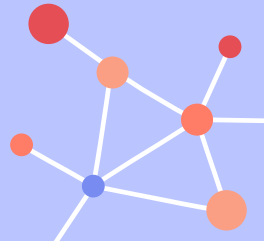


Identity by Descent (States)



Identity by Descent (States)

RELATIONSHIP	Δ_1	Δ_2	Δ_3	Δ_4	Δ_5	Δ_6	Δ_7	Δ_8	Δ_9	ϕ_{ij}
Self	0	0	0	0	0	0	1	0	0	$\frac{1}{2}$
Parent-offspring	0	0	0	0	0	0	0	1	0	$\frac{1}{4}$
Half sibs	0	0	0	0	0	0	0	$\frac{1}{2}$	$\frac{1}{2}$	$\frac{1}{8}$
Full sibs/dizygotic twins	0	0	0	0	0	0	$\frac{1}{4}$	$\frac{1}{2}$	$\frac{1}{4}$	$\frac{1}{4}$
Monozygotic twins	0	0	0	0	0	0	1	0	0	$\frac{1}{2}$
First cousins	0	0	0	0	0	0	0	$\frac{1}{4}$	$\frac{3}{4}$	$\frac{1}{16}$
Double first cousins	0	0	0	0	0	0	$\frac{1}{16}$	$\frac{6}{16}$	$\frac{9}{16}$	$\frac{1}{8}$
Second cousins	0	0	0	0	0	0	0	$\frac{1}{16}$	$\frac{15}{16}$	$\frac{1}{64}$
Uncle-nephew	0	0	0	0	0	0	0	$\frac{1}{2}$	$\frac{1}{2}$	$\frac{1}{8}$
Offspring of sib-matings	$\frac{1}{16}$	$\frac{1}{32}$	$\frac{1}{8}$	$\frac{1}{32}$	$\frac{1}{8}$	$\frac{1}{32}$	$\frac{7}{32}$	$\frac{5}{16}$	$\frac{1}{16}$	$\frac{3}{8}$

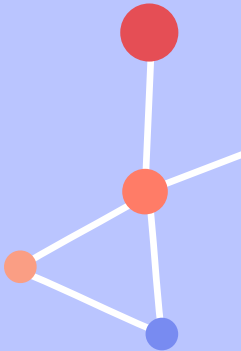
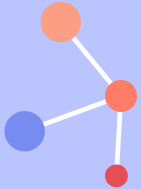


Conditional probability

$$P(A|B, C) = \frac{P(A, B|C)}{P(B|C)}$$

Let A , B , C be events that occur with some probability.

- A, B = some genotype configurations
- C = family tree

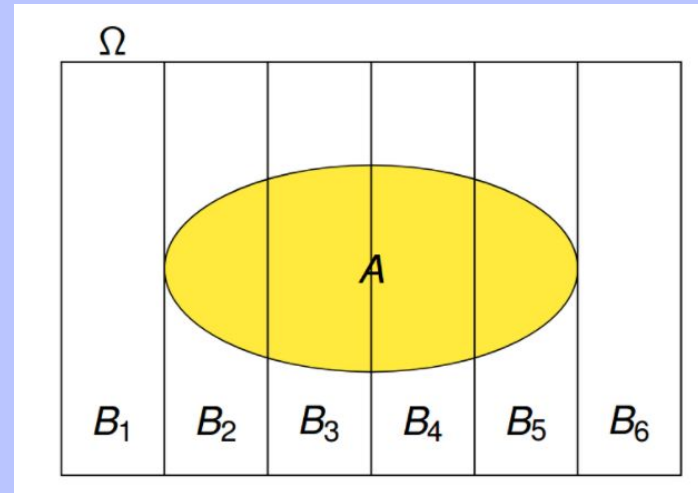


Law of total probability

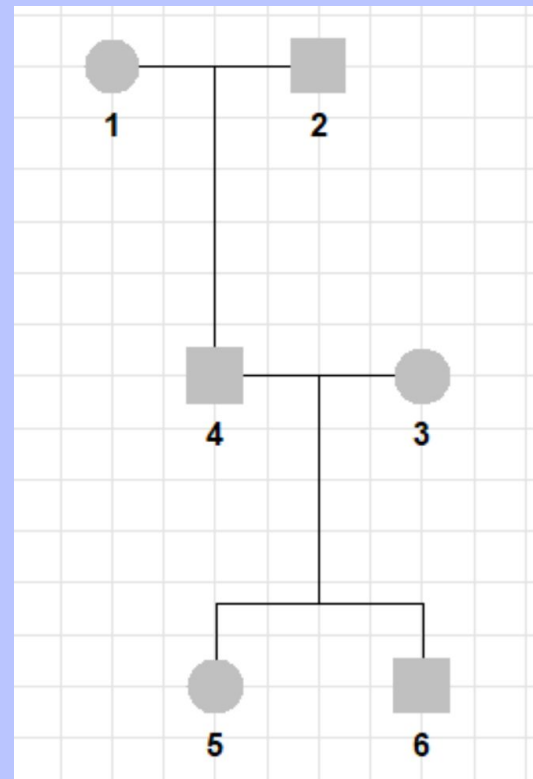
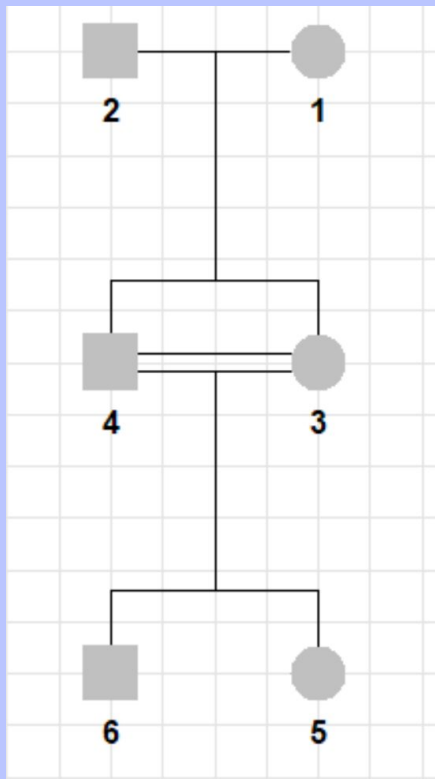
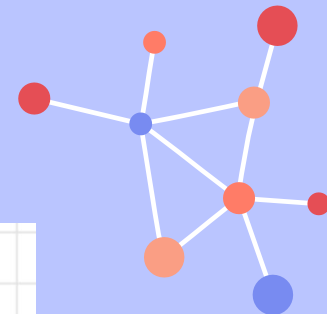
$$P(D) = \sum_i P(D, E_i) = \sum_i P(D|E_i)P(E_i)$$

Let D, E_i be events that occur with some probability.

- $D = \{A, B \mid C\}$
- $E_i =$ different ibd state configurations



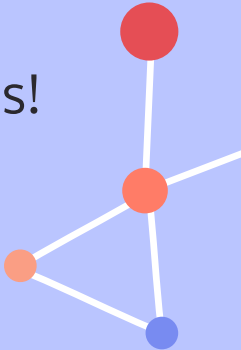
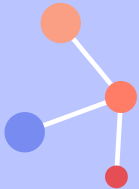
Pedigree w/ and w/o sib-mating



Genotypes conditional on relatives

$$P(G_6 = aa|G_5 = aa, T) = \frac{P(G_6 = aa, G_5 = aa|T)}{P(G_5 = aa|T)} = \frac{P(G_6 = aa, G_5 = aa|T)}{p^2(1-f) + pf}$$

- G_5, G_6 are genotypes of nodes 5, 6.
- T is some tree relating nodes 5 and 6.
- Use total law of probability to get numerator, denominator
- Inbreeding coefficient f depends on 5's parents
- Numerator depends on type of relationship, the Delta values!

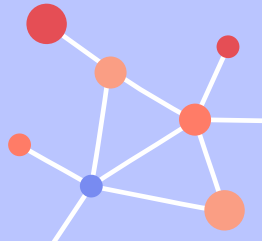


Genotype Probability of 6 (w/ inbreeding)

$$P(aa|aa, 5) = \frac{P(aa|aa, 5)}{P(aa|T)} = \frac{P(aa|aa, 5)}{p^2(1-f_A) + pf_A}$$

$$\frac{p^4 \cdot \Delta_9 + p^3(\Delta_4 + \Delta_6 + \Delta_8) + p^2(\Delta_2 + \Delta_7 + \Delta_3 + \Delta_5) + p \cdot \Delta_1}{p^2(1-f) + pf}$$

$$P(aa|aa, 5) = 44.5\% \text{ (Yikes!)}$$

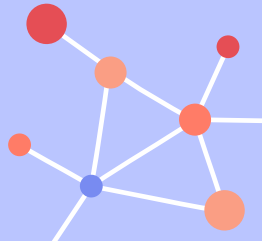


Genotype Probability of 6 (w/o inbreeding)

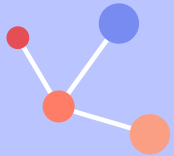
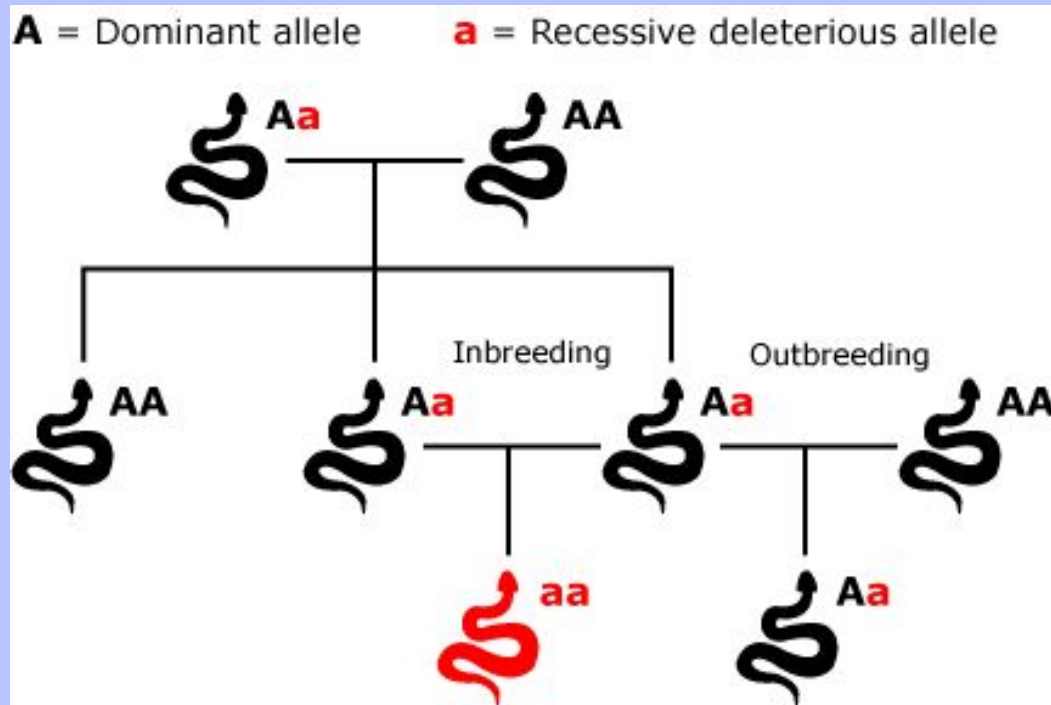
$$P(aa|aa, 5) = \frac{P(aa|aa, 5)}{P(aa|T)} = \frac{P(aa|aa, 5)}{p^2(1-f_A) + pf_A} = \frac{P(aa|aa, 5)}{p^2}$$

$$\frac{p^4 \cdot \Delta_9 + p^3 \cdot \Delta_8 + p^2 \cdot \Delta_7}{p^2}$$

$$P(aa|aa, 5) = 36.0\%$$



Upshot: inbreeding increases the chances of homozygous recessive genotypes



Acknowledgements

- Seth Temple, PhD Statistics Student
- Sharon Browning, Biostatistics Researcher and Professor
- Elizabeth Thompson, Emeritus Professor and Author of Statistical Inference from Genetic Data on Pedigrees

